

GRACIELLA®

LINET

Gynaecological examination chair



Woman at the centre of attention and care

Woman at the centre of attention and care

Preventive examination is one of the most frequent procedures carried out at gynaecology clinics. The Graciella® gynaecological examination chair enables the physician to work with patients ergonomically, and its functional design elements are adjusted to increase the patient's comfort and safety.

31% of women

see their gynaecologist 1× a year. 52% of women go to see their gynaecologist less frequently, not regularly or not at all.⁽¹⁾

Cervical cancer

is the fourth most common type of cancer in women worldwide.⁽²⁾ Preventive examination and treatment of precancerous conditions in women up to 30 years is the most effective method of preventing this disease.⁽³⁾



Basic examination, including ultrasound, in one place and highly ergonomically.



Unique design elements consisting of two columns enables easy positioning of the chair with variable positions.



Elegant design increases trust before and during the examination.



Simple handling

Gynaecologists examine about 20 patients a day at gynaecology clinics, depending on other factors. The ergonomics and intuitiveness of the equipment, particularly of the gynaecological examination chair, play a role in every part of the work. Graciella® has been designed with attention to detail, taking ergonomics into consideration, as well as the time-consuming work of gynaecologists.

Preset positions

Preset positions allow the chair to be switched to the two most common positions.



Sitting position

Examination position

Positioning of the leg supports

The positioning range allows the leg supports to be adjusted conveniently according to the gynaecologist's needs while ensuring that the patient remains comfortable.



Hand controller

Rotating mechanism allows the controller to be accessed from various angles.



Ultrasound directly on the chair

The chair can easily be adjusted into a horizontal position so the gynaecologist can examine the patient using ultrasound without needing to move her to an examination bed.

The foot controller allows the chair to be adjusted quickly even during examination.



Designed for women

Gynaecological preventive care is something that every adult woman frequently needs to have in her life. A pleasant environment and comfort will increase the patient's trust.

Helping without obstructing

There is a step to help patient to enter the chair, designed with a rotating mechanism. It can be moved to the side so that it does not obstruct the examination.



Chair design, ergonomic shape and soft upholstery ensure patient comfort.

The patient can safely enter the chair thanks to the step and height adjustment options.

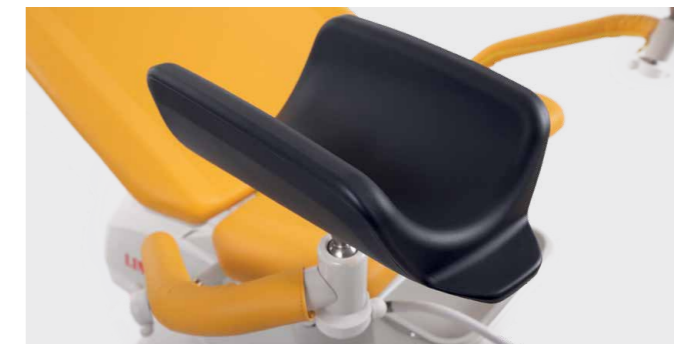
Pleasant design

The variable positioning allows the chair to be adjusted to the physique of individual patients. Patient comfort is also enhanced by the soft upholstery and ergonomic shape of the chair. An integrated headrest is also included.



Custom leg supports

The Graciella® chair has a range of leg supports available which can be selected according to the purpose, focus or most common gynaecological examinations of each healthcare facility. The leg supports can be adjusted according to the needs of the patient and gynaecologist.



Goepel leg supports



Standard leg supports

Columns allow hygiene and easy cleaning

The Graciella® chair is equipped with a unique column design. The main function of its telescopic, electrically driven column units is height adjustment. This design solution provides additional added value with its exceptional hygiene parameters.

Contaminant-resistant columns

The column is made of electrolytically oxidised aluminium and there is a thin film of lubricant on its surface. The space between the cylinders of the telescopic column is filled with plastic spacers which ensure that no contaminants can enter the inside of the column.



The column unit is very easy to clean due to its simple shape and smooth finish.

The elegant two-column system creates a space between the lying area and the undercarriage which allows thorough decontamination of the whole chair.

Hygiene of upholstery

The seamless upholstery is also a part of the Graciella® chair's unique hygienic concept. The material is modified to allow easy decontamination using common hygienic methods.



Retractable wheel

The chair is easy to move around the clinic thanks to the retractable wheel on the undercarriage, particularly when the floor around and under the chair is being cleaned.

Design solution

Graciella® is a gynaecological examination chair with a unique column design. Owing to its elegant design and ergonomic functions, the Graciella® chair helps to create a trustworthy and modern environment for gynaecological examination.



Accessories



Boarding step



Stainless steel bowl



Plastic bowl



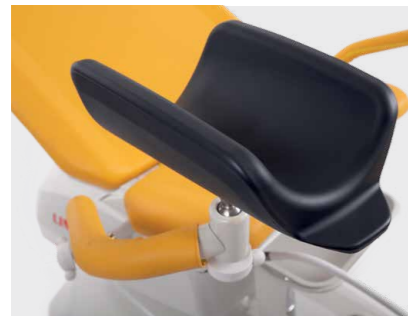
Manipulation wheels



Plastic protection of the underside of the chair



LED lamp



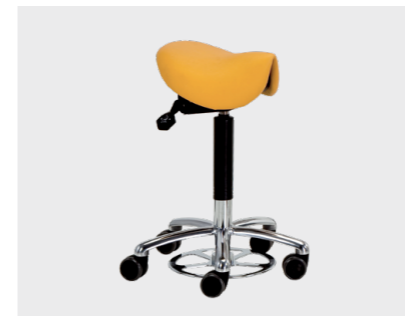
Leg rest Goepel type



Leg supports with partial upholstery



Leg supports with upholstery



Physician's chair – ergonomic, adjustable feet



Physician's chair – height-adjustable, manual locking



Physician's chair – ergonomic, height-adjustable, manual locking



Papper roll holder (standard)



Colposcope holder



Leg plate



EU bar holder



Infusion stand holder



Flat bolster

Colour scheme



A – Violet



B – Brilliant blue



F – Ocean green



M – Corn yellow



P – Orange

Overview and technical parameters



Mechanical specifications

Maximum chair length (without leg rests)	1325 ± 10 mm
Maximum chair length (with leg supports)	1733 ± 10 mm
Maximum chair length (with Goepel-type leg supports)	1402 ± 10 mm
Maximum chair length (with double-joint Goepel-type leg supports)	1495 ± 10 mm
Overall width (across leg supports)	780–845 mm
Upholstery width (max.)	630 ± 5 mm
Upholstery thickness	30 ± 2 mm
Height of the seat of the chair – in sitting position	615 ± 5 mm
Maximum height of the seat of the chair (front edge)	1043 ± 5 mm
Adjustment angle of the backrest part to seat part	0°±2° / +40° ±2°
Adjustment angle of the seat part	0°±2° / +20° ±2°
Trendelenburg position	-12°±2°
Footstep above ground min.	275–540 mm
Patient load	180 kg
Maximum chair load	195 kg
Permissible leg support load	32 kg
Chair weight (depending on configuration)	85–115 kg
Permissible bowl holder load	2,4 kg
Maximum load of EU bar	10 kg
Volume of hanging bowl	2.4 l
Protection	IPX4
Foot controller protection	IPX6
Mode of operation	Int. 2/18 min
Noise level	Less than 48 dB (A)

Electrical specifications

Voltage	100 V AC / 110 V AC / 120 V AC / 127 V AC / 230 V AC
Frequency	50/60 Hz
Motor voltage	24 V AC
Protection against water penetration	IPX4
Device protection class	I
Classification of the included parts	B
Maximum power input	230 V max. 1,6A
Chair fuses	2 x T1.6AL 250 V

Benefits

Patient

- Gynaecological and ultrasound examinations in one chair
- Easy to enter the chair
- Comfortable and pleasant design



- Increased ergonomics when carrying out examinations
- Quickly adjust to the most common positions
- All basic examination in one chair



Physician

Management

- Modern and trustworthy chair design
- Simple maintenance and cleaning
- Expansion of functions via broad range of accessories



References

- (1) Frequency women worldwide visited or consulted an obstetrician or gynaecologist as of 2018, Global Views On Healthcare – 2018, 2018 Ipsos
- (2) Estimates of incidence and mortality of cervical cancer in 2018: a worldwide analysis; Marc Arbyn, Elisabete Weiderpass, Laia Bruni, Silvia de Sanjosé, Mona Saraiya, Jacques Ferlay, Freddie Bray; Lancet Glob Health 2020; 8: e191–203; Published Online 4 December 2019

- (3) Human papillomavirus (HPV) and cervical cancer, WHO 2019



LINET

Members of LINET Group

LINET, spol. s r.o.

Želevčice 5 | 274 01 Slaný | Czech Republic

tel.: +420 312 576 400 | fax: +420 312 522 668 | e-mail: info@linet.cz | www.linet.cz

